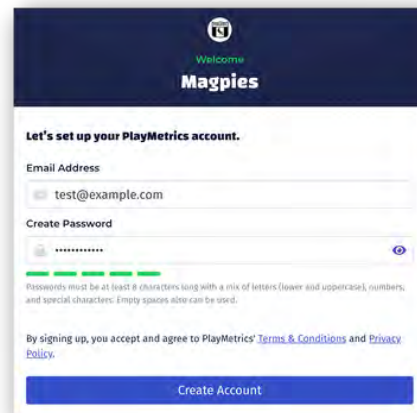


GETTING STARTED WITH PLAYMETRICS

1 CREATE & VERIFY YOUR ACCOUNT

● Create your account:

Your club will ask you to follow a registration link from the club's website. Follow this link, enter your email address and desired password, and then click "Create Account."



Example Screen



● Verify your account:

Once you create an account, you will be sent an email to verify your account. Click the "Verify Account" link in the email. You will then be prompted to enter your name and phone number. (We do encourage you to enter your phone number to allow you to receive club communications via SMS, and for password resets.)

NOTE: If you do not receive the verification email please reach out to support@playmetrics.com.

● Add your player(s):

Next, you will be prompted to add your player(s). Enter each player's name (if more than one), along with their date of birth.

2 GET THE PLAYMETRICS MOBILE APP

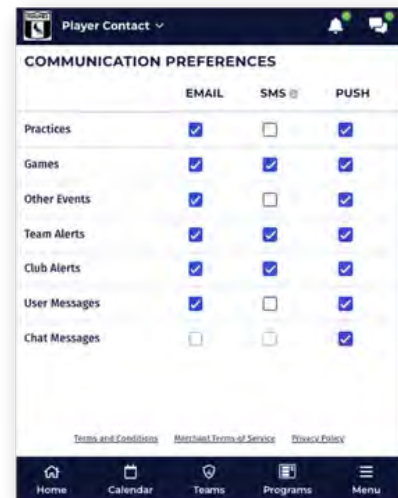
You can download the PlayMetrics app on [iOS](#) and/or [Android](#).

CONTINUED...

3 SET COMMUNICATION PREFERENCES

Now that your account is created, you can set how you receive emails, SMS text messages, and push notifications via the mobile app. When you're logged into your account on mobile, simply tap "Player Contact" in the upper left-hand corner, then tap "Account," and then tap "Settings." Here you can change your communication preferences by checking and unchecking the appropriate boxes based on the notifications you would like to receive.

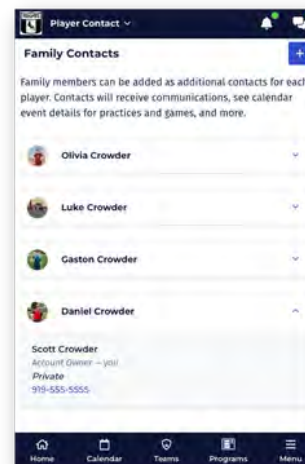
[Click here for more information on customizing your communications preferences in the PlayMetrics online help center.](#)



4 ADD CONTACTS

Allow additional family members to view your player(s) and see their team schedule(s).

[Click here for more information on adding family contacts to players in the PlayMetrics online help center.](#)



5 STAY CONNECTED

Check out these links for important tips and how-to guides in the **PlayMetrics online help center**:

[Set your billing mailing address](#)

[Check your team schedule for the most up to date information](#)

[Set Player attendance for events](#)

[Sync your team's calendar \(practices, games, special events\) to your personal calendar](#)

[Communicate with your Team Manager and/or Coach](#)

